



HQ4

**_ PRODUCTS & LIFESTYLE
WINTER 17/18**



BORN IN THE WIND

Here on the shores of the North Sea something is in the air. It strikes you with full force, a feeling of something calling, an invitation from the wind beckons you onward with a passion to strike out and take it all by storm – the beach, the waves and the sky.

Things are bound to get a little crazy. Lines are blurred as you blaze across a frothing sea. On sandy dunes, wind-swept beaches or endless blankets of virgin snow. With your kite, it doesn't matter: all terrains are now your playground as you lift off and touch the sky. You have conquered it all to become one with nature's forces.

But this is only possible if you have reliable, robust sports gear that is reassuring and feels like a natural high performance extension of your own body. We have developed and made that perfect kite equipment since 1997.

Deeply immersed in all the many facets of wind power and passionate about wind sports, we at HQ4 understand what it takes to create the perfect kite.

We do not settle for the generic status quo. We understand that complexity does not equal superiority – and that there is Elegance in Simplicity. Pinnacles of beauty, ingenuity and performance most often are the result of less of something – not more of it. Know what your essence is and accept nothing more. Here at HQ4, we are obsessed with making fun kites for everyone. We are the intersection where sophistication meets simplicity; where fun meets functionality, and we want everyone to be able to share our obsession with kite sports. Your demands are our challenges. At HQ4 we design kites for you.

_Photos: Götz Sommer & Georges Reif

_Special thanks to:

maloja 



ALWAYS GOOD FOR A SURPRISE

NORWAY

For the first HQ4 snowkiting range, our designer Tom Bourdeau and our manufacturing team really dialed in and managed to deliver the kites on the dot. Now a practical test was going to showcase if the new designs were able to stand up to the toughest conditions. And where better to test this than in Norway?

Jörg Kulling, Malte “Big M” Köhler, photographer Götz Sommer and Jan Hendrik Junker were starting their journey in Kiel, and at Oslo airport planning to meet the rest of the team – the Italians Michele Leoni and Guisepe “Pepe” Foscarini, and the French crew with Laurent “Lolo” Sublet and Georg Reif.

During the ferry crossing the team exchange opinions about possible spots. After 15 years of pressing buttons Götz is holding his first smartphone – and has already discovered the panorama feature of the integrated

camera. While he is busy taking pictures of whatever appears in front of the tiny lens, the rest of the team is slightly worried that he might prefer the new gadget to his professional reflex camera during the actual photo shooting.

Picking up the riders at the airport is not the smooth affair they expected it to be: Because one of the team colleagues had forgotten his passport, the flight needed to be rebooked. Which means an additional four hours of waiting time for the rest of the group. And as a consequence: A whopping 40 Euro fee for the car park! The disaster is finally topped by a snow storm on the approach to Geilo. But all the trouble is soon forgotten when they try out the equipment provided by Maloja. At the time they have no idea how important it is going to become over the next couple of days.





DAY 1 //



Storm without snow, but the sun is shining. Perfect conditions to get to know each other and to unleash the new kites! On the basis of the weather forecast the team initially decides to focus on the smaller kite sizes.


Hardangavidda is totally impassable because of the strong snowdrifts. This forces them to hold their first trials in the vicinity of Torsetlia, a landscape with

many smaller lakes by the roadside – and also full of snowdrifts...

Conditions here are very challenging indeed: strong winds, extreme gusts, limited visibility. Despite of all this the new Apex is able to master the weather with flying colours and once again stands out as a reliable companion in all situations.



_FACTS APEX



5.5
Art. Nr. 117163

8.0
Art. Nr. 117165

11.0
Art. Nr. 117167

Are you looking for a kite you can trust 100%? One that won't let you down even in extreme backcountry situations? One that lets you safely scale lofty heights?

Especially for you, we have developed the Apex to be one of the best companions you can find for exploring the backcountry. Maximum control, great stability and ample depower performance make this kite your perfect partner while you steadily improve your personal best. No need to fear making mistakes. The Apex is quite forgiving and makes it extremely easy for you to get started with kiting.

FACTS //

- ▶ Excellent control in extreme situations
- ▶ Very stable, great depower performance
- ▶ Ready to fly, with good power always on hand
- ▶ Extremely easy to fly

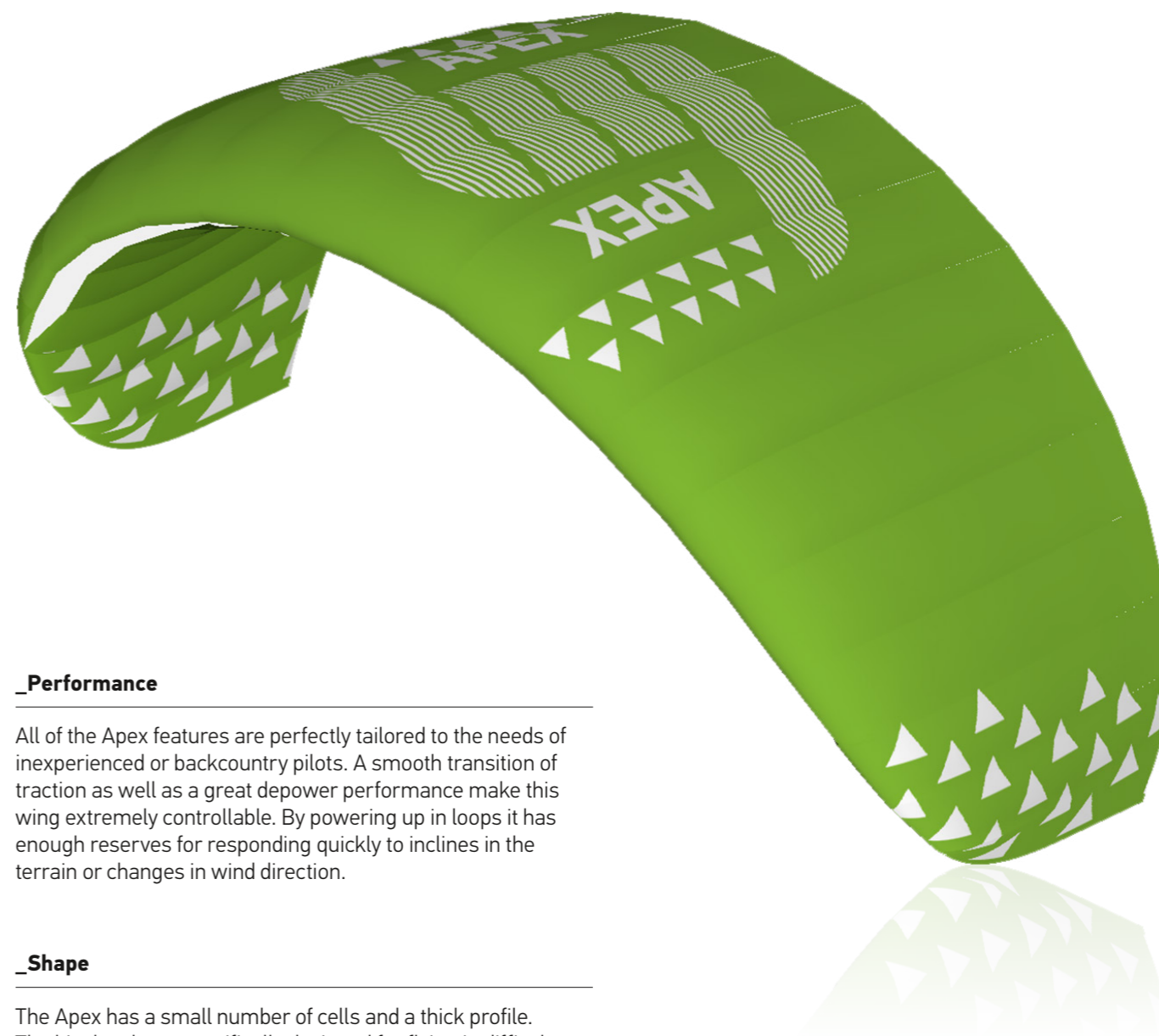
BEGINNER	██████████
INTERMEDIATE	██████████
EXPERT	██████████
HANGTIME	██████████
LIFT	██████████
TURNING SPEED	██████████

ACCESSORIES (INCL.) //////////////

- ▶ High-quality backpack
- ▶ Multilingual guide



_KITE DETAILS APEX



_Performance

All of the Apex features are perfectly tailored to the needs of inexperienced or backcountry pilots. A smooth transition of traction as well as a great depower performance make this wing extremely controllable. By powering up in loops it has enough reserves for responding quickly to inclines in the terrain or changes in wind direction.

_Shape

The Apex has a small number of cells and a thick profile. The kite has been specifically designed for flying in difficult wind conditions with maximum stability. The outer cells remain deliberately unleashed to generate better aerodynamics at the wing tips.

_Bridle

The bridle of the Apex is made from robust, sleeved Dyneema, providing long life even in the toughest conditions. Mixer line and pulleys are precisely matched.

_Material

The sail is made from durable 40D ripstop nylon with a great track record of reliability over the years. The inner cells are reinforced with additional webbing at the air vents.

Technical Data on page 39.

DAY 2 //

A front of bad weather brings even more wind and snow, with temperatures above freezing. The morning is used to talk shop, as an exchange of ideas is always a welcome

opportunity for any good team. After all, it is the experience the riders had with the gear in previous years that leaves a mark on all the new designs.



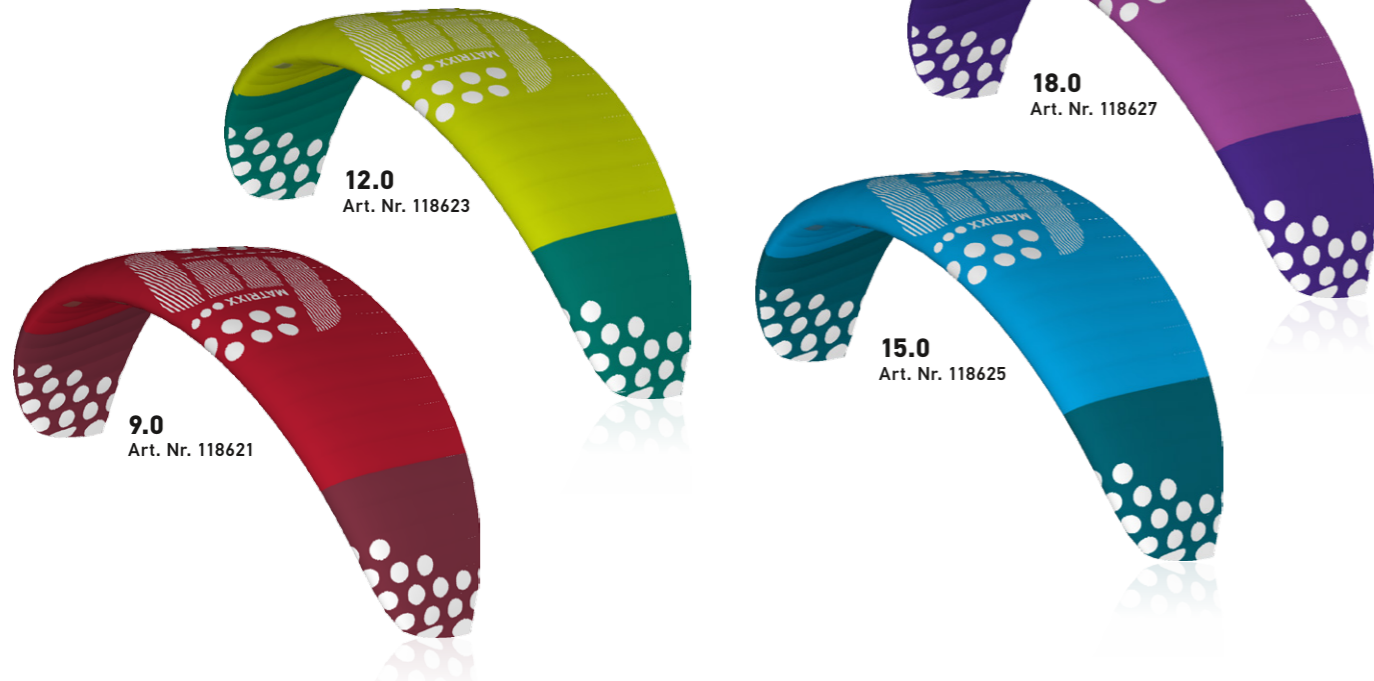


Due to the warm temperatures the group agrees to drive to higher altitudes in the afternoon, so they fill up the team bus with petrol and drive across the mountain pass to Imingfjell. A quick look at the topographical map of the surrounding area proves that this could be an ideal kite spot: The lake divided by a dam covers an enormous area. And the steep flanks along the water are an invitation to play in the backcountry. This location seems to have been made for speed runs.

Unfortunately the warm temperatures do not even stop short of the higher altitudes, and in the course of the day the snow is getting increasingly wetter and deeper. All the wax seems to have disappeared off the skis and boards, which is why the session is called off after two hours of intense kiting.



_FACTS MATRIXX



Are you looking for a kite that offers versatility and high end performance? The Matrixx was developed to work well on all terrains. We have dug deep into our box of magic tricks and improved many details to give the performance of this kite a great boost.

Do you want to learn new moves, enjoy lots of lift and redefine the meaning of hang-time? All of this is no problem with the Matrixx.

We believe it should be simple to fly a wing. Easy handling and a direct feedback at the bar are essential. Only then can a pilot make real progress.

For easy access to foil kiting, the Matrixx offers exactly what pilots are looking for. Stability and great feedback are important in a kite for a rider to gain firm footing on a foil board. The Matrixx delivers maximum upwind riding abilities and minimum lateral pull. We have spent countless hours on the water to optimize the kite for this trait to make your life easier.

With light wind capabilities in mind, we've chosen the most lightweight, yet durable materials we could find. Our minimized cell count weighs less while still generating great power.

FACTS //

- ▶ Extremely good low-end performance
- ▶ Optimized for the use on foilboards (easy foiling)
- ▶ Increased speed in turns and lift
- ▶ Better feedback on the bar
- ▶ Extremely easy to fly
- ▶ Increased aspect ratio for a better performance

BEGINNER	██████████
INTERMEDIATE	██████████
EXPERT	██████████
HANGTIME	██████████
LIFT	██████████
TURNING SPEED	██████████

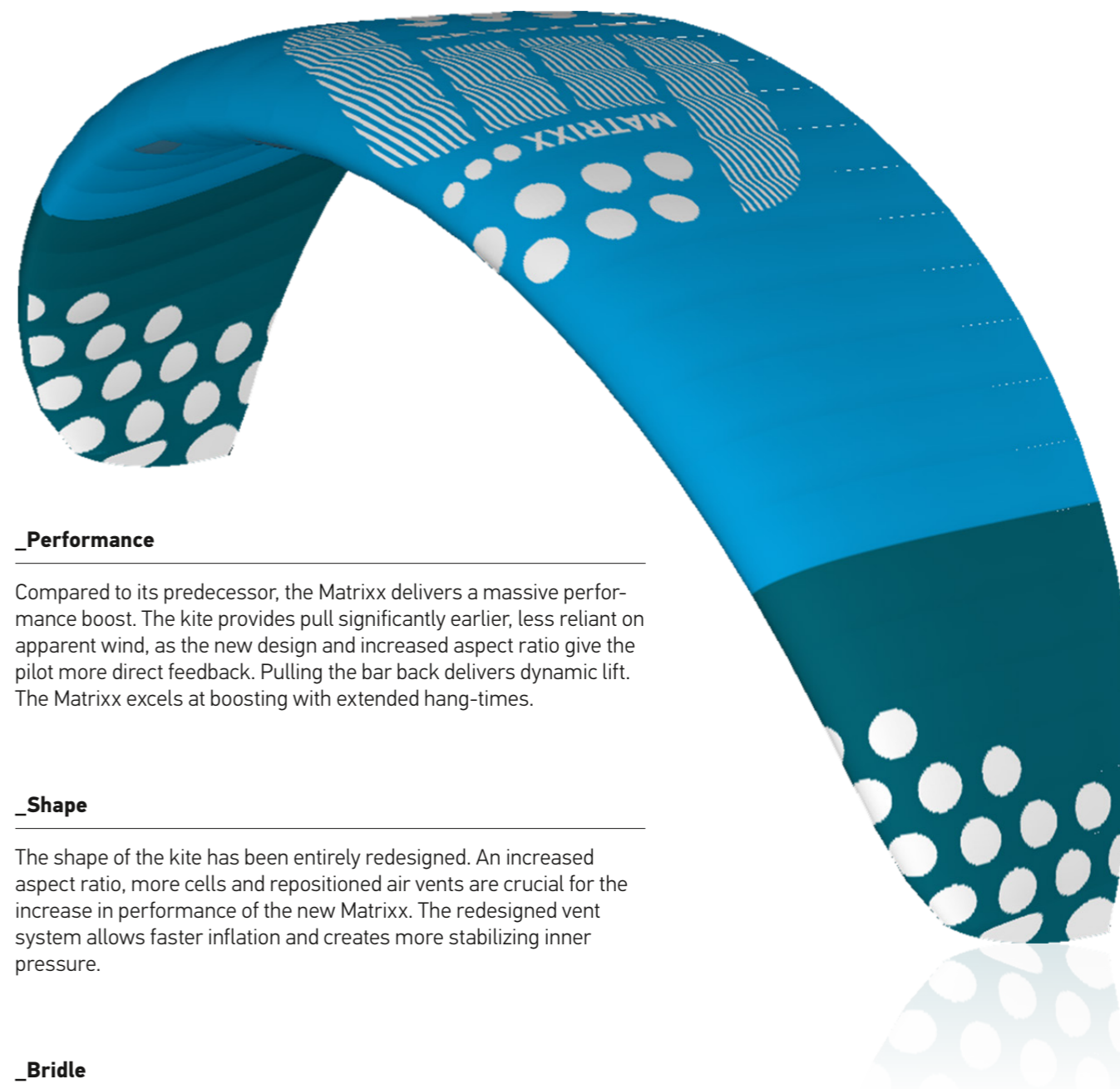


ACCESSORIES (INCL.) //////////////

- ▶ High-quality backpack
- ▶ Multilingual guide



_KITE DETAILS MATRIXX



_Performance

Compared to its predecessor, the Matrixx delivers a massive performance boost. The kite provides pull significantly earlier, less reliant on apparent wind, as the new design and increased aspect ratio give the pilot more direct feedback. Pulling the bar back delivers dynamic lift. The Matrixx excels at boosting with extended hang-times.

_Shape

The shape of the kite has been entirely redesigned. An increased aspect ratio, more cells and repositioned air vents are crucial for the increase in performance of the new Matrixx. The redesigned vent system allows faster inflation and creates more stabilizing inner pressure.

_Bridle

The main bridle of the Matrixx is made from extremely thin, low-stretch and tear-proof Dyneema lines that reduce air resistance to a minimum. The mixer system employs extremely durable Ronstan pulleys and pre-stretched Dyneema lines that require almost no maintenance, even after many hours of flying.

_Material

For the Matrixx sail we use extensively tested high-end sail cloth. The larger sized kites use extremely lightweight 20D ripstop to optimize for light wind flying conditions. The Matrixx 18m weighs only 3.5 kg, including the bar. The smaller sizes are made from our tried and tested 30D cloth.

Technical Data on page 39.



DAY 3

Things are improving! There is still a lot, maybe even too much wind, but now there is also freshly fallen snow and temperatures have finally dropped below freezing.

The riders spent the morning sorting out the kites and equipment, and chilling. In the afternoon the wind slows down a little. Sadly there is no way they can reach the spot

in Havsdalen, a flat plateau above Geilo: The ski lift has been disabled by the strong winds. Which can only mean putting skins under the skis or snowshoes on the feet – and off you go! The wind is strong, but steady.

And the snow has blown all over the plateau making a truly breathtaking sight.



Apart from the Apex, the brand-new Montana X also goes into action. Lolo has to check out its lift and freestyle attributes first, while a group with Georg, Pepe and Michele instantly

vanishes into the backcountry. Time flies when you are having fun, and all lament the fact that the sun is going down so early on this day.






DAY 4 //

Finally! The plateau of Hardangavidda is open. Everything is ready for a truly Big Day: incredibly steady wind for kites of 12 to 16 m², fresh powder and plenty of sunshine. While Lolo and Jörg are hammering the white plateau of Skifteskojen with their Freeracers, Michele is getting acquainted with the Montana X.



_FACTS FREERACER



10.0
Art. Nr. 118520

13.0
Art. Nr. 118522

16.0
Art. Nr. 118524

The Freeracer was designed to give riders wanting speed an affordable performance kite with easy control and handling.

We engineered a wing with smooth and predictable behavior that does not overreact in critical situations, nor needs extensive training to launch.

The construction materials are light, durable and maintenance free - no need to replace bridle lines after a couple of flying hours to get back the feeling you had at the beginning.

The Freeracer provides the feel of racing performance without the hassle of a true competition kite.

The versatility of all-round performance opens its usage to kiting on any surface.

FACTS //

- ▶ Durable, light weight 20D fabric for top and bottom canopy
- ▶ Deformation control
- ▶ Optimized for foilboarding
- ▶ Race performance
- ▶ Easy handling and control
- ▶ Large angle of attack variation

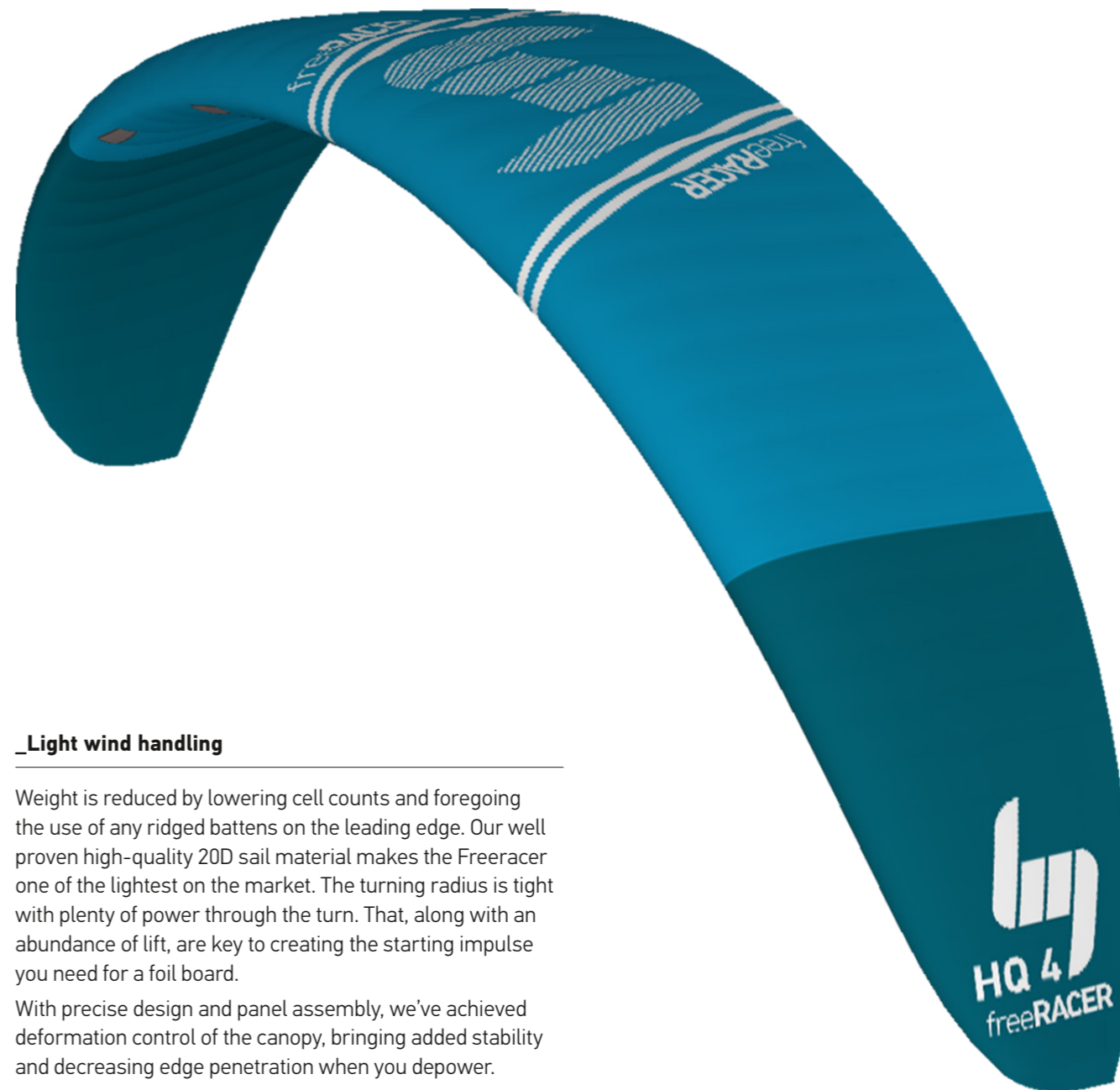
BEGINNER	██████████
INTERMEDIATE	██████████
EXPERT	██████████
HANGTIME	██████████
LIFT	██████████
TURNING SPEED	██████████

ACCESSORIES (INCL.) //////////////

- ▶ High-quality backpack
- ▶ Multilingual guide



_KITE DETAILS FREERACER



Light wind handling

Weight is reduced by lowering cell counts and foregoing the use of any ridged battens on the leading edge. Our well proven high-quality 20D sail material makes the Freeracer one of the lightest on the market. The turning radius is tight with plenty of power through the turn. That, along with an abundance of lift, are key to creating the starting impulse you need for a foil board.

With precise design and panel assembly, we've achieved deformation control of the canopy, bringing added stability and decreasing edge penetration when you depower.

The super high arch combined with a special signature keeps a high projected aspect ratio, resulting in a stable and powerful wing that doesn't add high anxiety.

Götz keeps his finger glued to the camera release and there is a reason why some of the best shots are made here. Meanwhile, Jan Hendrik is busy herding all the riders onto the plateau and chasing them in front of the photographer and his camera.



The others make the most of the perfect conditions and explore the vast backcountry. At the end of this day each pilot will have covered more kilometres than on all the other days together.





Michele showcases the many possibilities the Montana X offers: steep slopes downhill, riding wind lips and massive kite loops. Kite and rider are at their best.

_FACTS

MONTANA X



Are you looking for a high-performance kite to explore the mountains? A kite with enough power in light wind conditions and ample power in loops so it can pull you up the steepest slopes and still be stable on the downhill ride? That's exactly what has motivated us to develop the Montana.

Limitless performance, paired with ultimate control. For riding in the mountains, where kites are always on the edge, stability and depower come first. during the design process.

Stable, direct, fast – and simply awesome. Made for all of you freeriders and freestylers out there, so you can really get rocking. Feel the punch when you turn the bar and the kite begins lifting you and it seems like the hang-time will last forever. All of this is combined in the Montana, a snowkite to make every one of your sessions better than before.

FACTS //

- ▶ Increased cell count for higher performance
- ▶ Extremely stable in flight
- ▶ Smooth power delivery in loops
- ▶ Optimized for light winds
- ▶ High-end sail cloth and bridle materials

BEGINNER	██████████
INTERMEDIATE	██████████
EXPERT	██████████
HANGTIME	██████████
LIFT	██████████
TURNING SPEED	██████████

ACCESSORIES (INCL.) //////////////

- ▶ High-quality backpack
- ▶ Multilingual guide



_KITE DETAILS

MONTANA X



_Performance

Fast, with direct feedback and a strong pull – this is what the Montana is all about. A kite that is always ready to provide you with a lift. The increased cell count greatly increases hang-time even more. It is this availability of power in all situations that makes the Montana extremely well-balanced and offers ambitious riders exactly what they need.

_Shape

The new Montana shape strikes a perfect balance between stability and performance. The open cells are designed for optimal airflow around the leading edge in all flight conditions and maintaining maximum internal pressure. The broad wing tips provide good power transfer, helping the kite to accelerate quickly.

_Bridle

To make a bridle low-maintenance, all you need is good quality. For years we have employed materials from paragliding and used a mix of pre-stretched Dyneema. Line strength and diameter are finely tuned for lower drag. The mixer system comes with extremely durable Ronstan pulleys.

_Material

We employ the tried and tested 30D sail cloth. It's robust, lightweight and gives your kite a long life. To make the Montana crash-resistant we have manufactured the profiles with a slightly thicker cloth. Particularly in loops or higher flight levels the stress on the material increases drastically. Dacron reinforcements on the bridle attachments offer the necessary reserves to withstand even the strongest forces.

Technical Data on page 39.

DAY 5 *////////////////////*

In the hope of another great session the riders are climbing up the plateau again. Dyranut promises sun and wind. The later turns out to be relatively weak, and large kites of 15 to 18 SQM sizes are pulled. Lolo attempts a sailing slope and Pepe, Georg and Michele set out one more time to explore the area.



Norway is famous for the abrupt changes in its weather conditions. Suddenly the wind increases and the air turns hazy, and then there is a total whiteout, with sky and ground blending in colour.

The French-Italian team has disappeared. But Pepe is an

experienced mountain guide, so a car is left behind for them while the rest returns home to start preparing a meal in the warm, cosy atmosphere of the mountain cabin. Almost three hours later they are actually able to eat together.



DAY 6 //

The last one! As a nice goodbye there is again sun and wind and fresh snow. Lolo makes the most of it and in the perfect wind conditions he is able to take a couple more freestyle

pictures with the Matrixx, while all others are recharging their batteries for the long summer break.





The wind is starting to slow down, and someone comes up with the idea of a downwinder. Two riders are chosen and the group sets off pulling various kite sizes, following the wind direction, tackling mountain after mountain. The first kilometres they make fast progress, before the weather changes once again. The wind constantly turns and the fluctuating wind speed makes it increasingly difficult to get anywhere.

In keeping with the motto that you should go while the going is good, all riders start looking for the road home.

In parting, all agree on one thing: Designer Tom Bourdeau has once again done a great job. On the way home, the group remains happy in the knowledge that he has provided first-class gear that will always leave riders prepared, no matter what the situation.



_ONE BAR FITS ALL ONE BAR

Our new HQ4 ONE bar is the universal tool for your kite. Besides our tube kites, it can be used with any of our depower kites in our range.

The ONE bar is available in 49 cm and 55 cm and comes with 24 m long stretched dyneema lines and our innovative HQ4 kite leash, that is adjustable in the release strength.



Quickrelease

Simple and intuitive release combined with easy reassembly offers a maximum of safety.


Selfuntwisting Centerline Swivel

The rust-free, super light self-untwisting Swivel keeps the centerlines untwisted while doing rotations or kiteloops.



Adjustable Clamcleat

To adjust the depowerway to the size of the rider and the wind conditions.



Dyneema Lines

High quality pre-stretched Dyneema lines with almost no elongation for a super direct feel. Sleeved and stitched ends with a maximum load of 300 kg.



Adjustable Relaunch Balls

For easy and safe relaunch.

Adjustable Bar Stopper

To adjust the depowerway to the armlength.

Covered Backlines

To protect the lines from damage and avoid tangles after hard crashes.

Soft Barends with integrated Line Keepers

For more comfort and secured lines when winded up.



_TECHNICAL DATA KITE COMPARISON

KITE	SIZES (M²)	FLAT SPAN (CM/FT.)	WIND RANGE (KNOTS)	CONTROL OPTION (OPTIONAL)
APEX	5.5	460 / 15.09	8 - 30	ONE Bar 55 cm
	8.0	540 / 17.72	3 - 26	
	11.0	640 / 21.00	3 - 21	
MONTANA X	8.0	645 / 21.16	10 - 30	ONE Bar 55 cm
	10.0	725 / 23.79	8 - 25	
	12.0	805 / 26.41	6 - 20	
	14.0	874 / 28.67	4 - 15	
MATRIX	9.0	700 / 22.97	10 - 30	ONE Bar 55 cm
	12.0	760 / 24.93	8 - 25	
	15.0	860 / 28.22	6 - 20	
	18.0	936 / 30.71	4 - 15	
FREERACER	10.0	840 / 27.56	10+	ONE Bar 55 cm
	13.0	970 / 31.82	8+	
	16.0	1090 / 35.76	5+	



HQ4 is a brand of

Invento Products & Services GmbH

Klein Feldhus 1
26180 Rastede-Germany
Service: +49 (0)4402 92620
info@hq4.com
www.hq4.com

**US Distribution by
HQ Kites & Designs USA, Inc.**

Toll free: (888) 318-3600
sales@hq-kites-usa.com
www.hq-kites-usa.com



WWW.HQ4.COM

f HQ4Kites @ HQ4Kites